



Contractions



Year 2 English 8th February 2021




Let's begin by reviewing
our learning from last
week.

Can you improve these sentences by
adding adverbs?

Sally walked to school.

Adam ate the cake.

Iris danced across the stage.



What are we
learning today?

Today we are going to learn about
contractions and how to use
apostrophes.

After you have read through this file,
you will need to watch Mrs Riley's video
by following the link on our Remote
Learning page so that you understand
the activities.



What is a
contraction?

Talk to your grown
up about your
ideas.

To '**contract**' means '**to make smaller**'. A **contraction** is a word that has been made by **joining two words together** to make a **shorter** word.

For example...

did not

becomes

didn't

What is an
apostrophe?



Talk to your grown
up about your
ideas.

An **apostrophe** is a punctuation mark. One of its uses is to take the place of the missing letters in a **contraction**...

did not

becomes

didn't

In this example the apostrophe has taken the place of the missing 'o'.

When using an **apostrophe** it is really important to write them correctly. They look like commas but they float above the line. Commas sit on the line.

Apostrophes and **commas** look like a full stop with a tail.

Look at the pictures on the next page to make sure you understand the difference and then practise writing them.

come down,
comma!



We use commas to separate items in lists and to mark different clauses.




They always sit on the line.

Please note we will learn about possessives in another lesson!

Commas sit on the line and apostrophes hover above it.

Up,
apostrophe!



Contractions

I don't like homework.

Possessives

Nate's coat is red.



Let's find out how to form contractions. Look at this example.

I

h a v e

To make **I have** into the contraction **I've**, first push the words together like this...

I h a v e

| | | | | |
|---|--------------|--------------|---|---|
| I | h | a | v | e |
|---|--------------|--------------|---|---|

Then we need to remove the **h** and the **a** and replace them with an **apostrophe**.

| | | | |
|---|---|---|---|
| I | ' | v | e |
|---|---|---|---|

Here, the '**h**' and '**a**' have been removed and replaced with an apostrophe to make the contraction **I've**.

I

a m

Let's look
at another
example

becomes

I ' m

Here, the 'a' has been removed and replaced with an apostrophe to make the contraction **I'm**.

We have pushed the **I** and **am** together, removed the 'a' and replaced it with an **apostrophe**.

Here's a further example:

| | |
|---|---|
| w | e |
|---|---|

| | | | |
|---|---|---|---|
| w | i | l | l |
|---|---|---|---|

becomes

| | | | | |
|---|---|---|---|---|
| w | e | ' | l | l |
|---|---|---|---|---|

Here, the 'w' and 'i' have been removed and replaced with an apostrophe to make the contraction **we'll**.

Your Turn:

Form the **contraction** for these pairs of words. Remember to push the words together, remove the unnecessary letters and replace them with an apostrophe.

it

is

you

have

let

us

it

is

it's

you

have

you've

let

us

let's

Did you create your
contractions correctly?
I'm sure you did!



Now let's look at this another way. Here are some contractions. Can you work backwards and tell me which words make up these **contractions?**

we're

she's

couldn't

Were you right?

she's

she

is

we're


we

are

couldn't

could

not



Let's practice what we have learned about contractions.

Because we are cutting cutting out letters and replacing them with an apostrophe, we are going to become **contraction surgeons!**



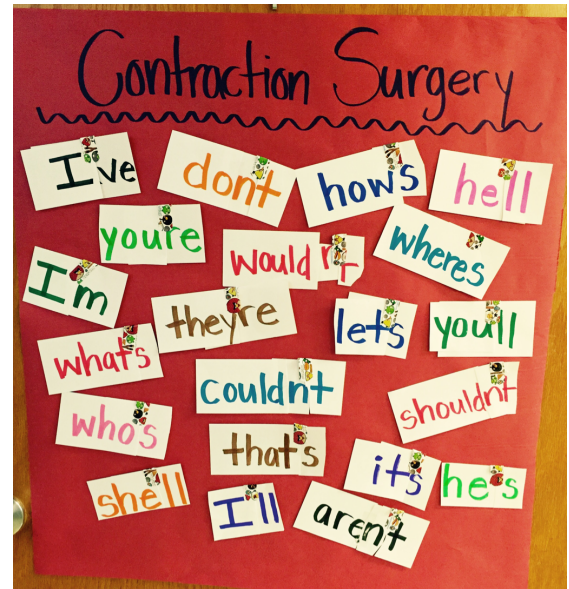
You are going to turn the pairs of words on the next page into **contractions** by pushing the words together, cutting out the unnecessary letters and replacing them with a 'plaster' apostrophe.

You will need to write out the words using quite large letters. You can then create the contraction and either use the 'plasters page 21 or draw your own.

Watch today's lesson video to find out more.


would not
is not
she will
have not
did not
can not
I am
we are

Create
contractions using
these pairs of
words.



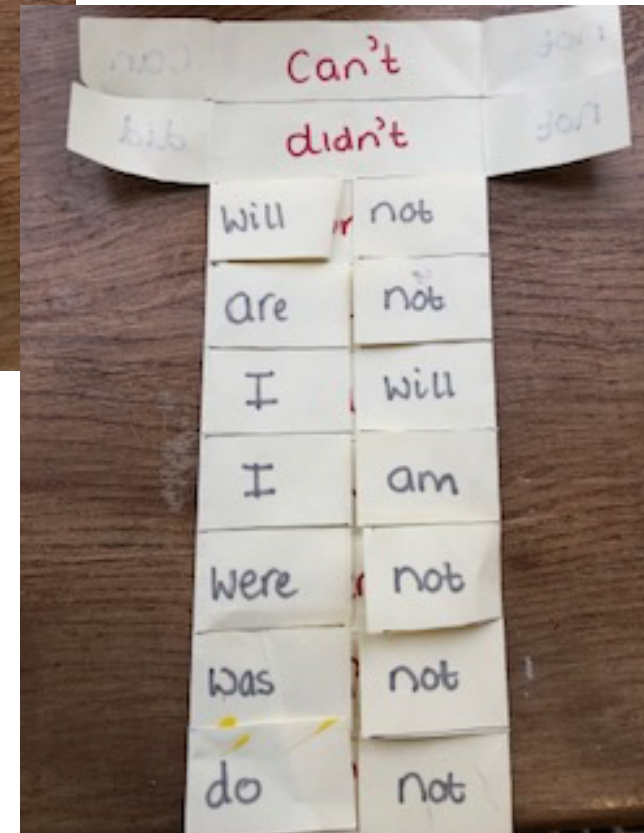
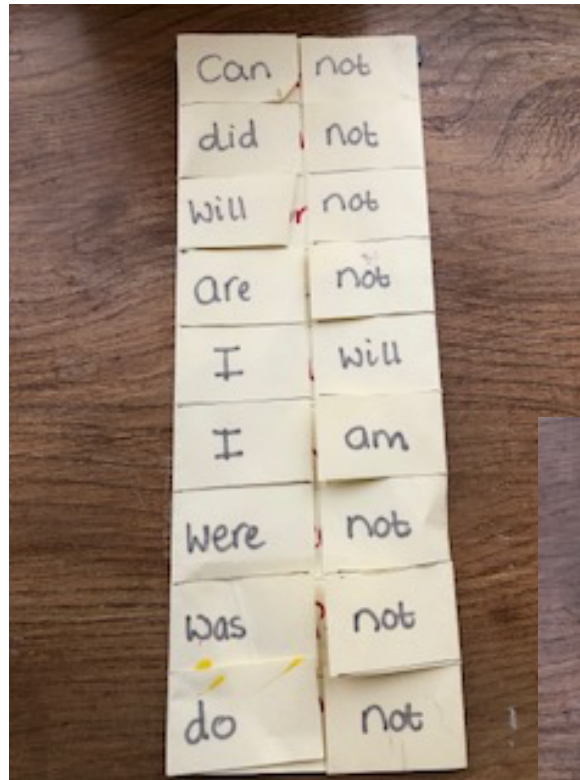
Create some
examples of your own





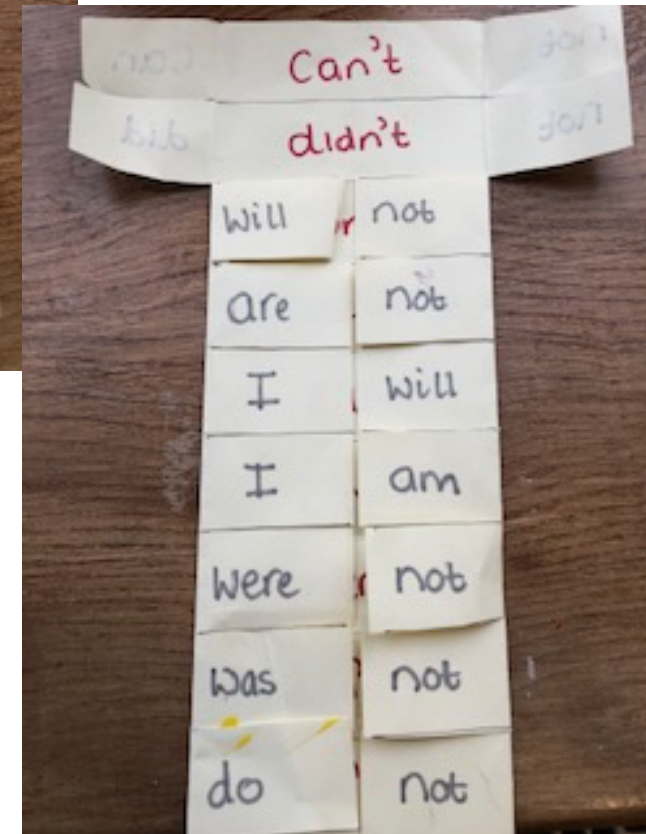
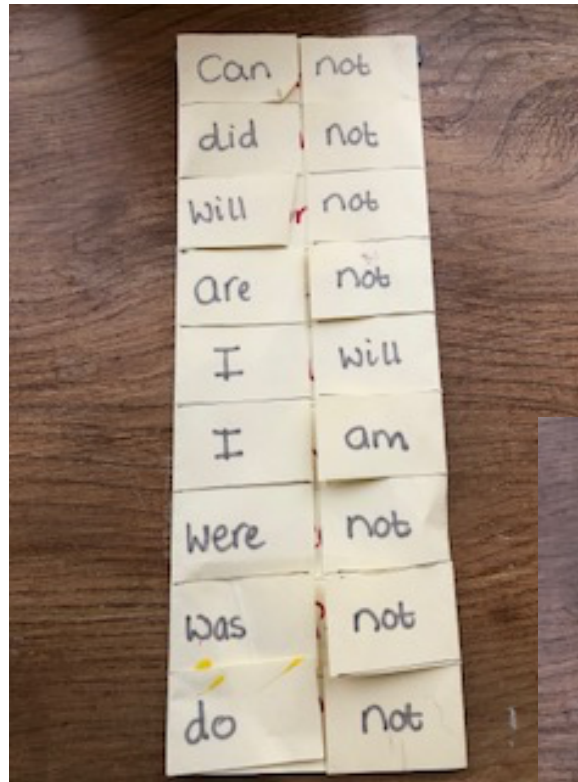
When you have completed the first task, I'd like you to create a contraction booklet.

Watch Mrs Riley's video to find out how.




Show the
contractions
for:

were not
was not
do not
has not
can not
are not
I will
must not
he will





Your task is to re-write this paragraph replacing the words in boxes with contractions. You must write out the whole passage and check all the punctuation is correct.

It's My Party! 
A Story of Contractions

We are having a birthday party just for me today! This is not my *real* birthday. It is April 12th and I will be 8 years old. I invited many friends. They are all coming, but not Alex. He is on a trip with his family and cannot come.

I do not know what kind of cake mom got me. She is keeping it a surprise and that is okay because I like surprises. Dad and mom told me not to peek at my birthday gift and I have not even when I really wanted to.

I am so excited for today to start. I just wish the sun would come up!

www.thisreadingmama.com

Review task: **Match the pairs**

was not

we will

I have

it is

we are

they have

I've

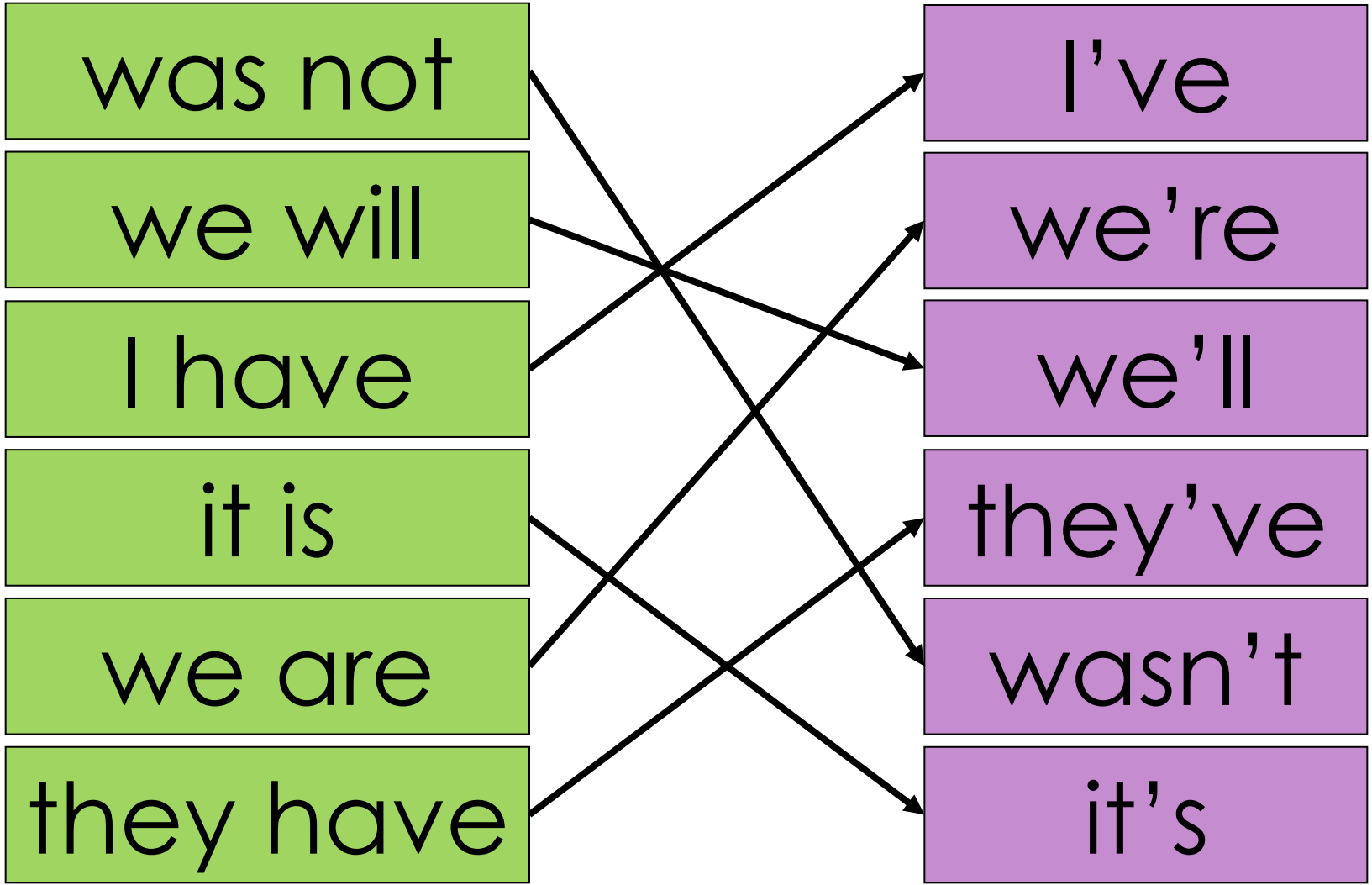
we're

we'll

they've

wasn't

it's



To help consolidate your learning, have a look at this video- the link is on our Remote Learning page.

<https://www.youtube.com/watch?v=sEGPVtxesjM>

Contractions

A contraction is a shorter way to say two words.

is + not = isn't

An apostrophe will fill the space of the missing letters.

I + am = I'm you + have = you've
we + are = we're it + is = it's
she + will = she'll did + not = didn't
he + is = he's you + would = you'd
do + not = don't they + are = they're

Make, Take & Teach

These are additional sheets to use if you want further practice. These are optional which means you only have to do them if you want to!



Contractions Worksheet

A **contraction** is a word that has been made by joining two words together to make a shorter word. An **apostrophe** is used to take the place of the missing letters in a contraction. For example 'did not' becomes 'didn't' – the letter 'n' has been removed and replaced by an apostrophe.

1. Form the contraction from the two words.

it is

you have

let us

2. What two words make up the contraction?

she's

we're

couldn't

3. Complete each sentence by forming a contraction from the two words in brackets.

a) _____ race you to school. (I will)

b) I _____ want to go. (do not)

c) _____ wearing a hat. (she is)

4. Rewrite each sentence by replacing two words with a contraction.

a) How is your sister?

b) It has not rained since last week.

c) Pip is not coming to my party.

5. Draw lines to match the words with their contracted form.

we are

we'll

was not

it's

they have

we're

they've

it is

I've

I have

wasn't

we will

Contractions Worksheet **Answers**

A **contraction** is a word that has been made by joining two words together to make a shorter word. An **apostrophe** is used to take the place of the missing letters in a contraction. For example 'did not' becomes 'didn't' – the letter 'n' has been removed and replaced by an apostrophe.

1. Form the contraction from the two words.

| | | |
|-------------|---------------|--------------|
| it is | you have | let us |
| <u>it's</u> | <u>you've</u> | <u>let's</u> |

2. What two words make up the contraction?

| | | |
|---------------|-----------------|------------------|
| she's | we're | couldn't |
| <u>she is</u> | <u>you have</u> | <u>could not</u> |

3. Complete each sentence by forming a contraction from the two words in brackets.

- I'll race you to school. (I will)
- I don't want to go. (do not)
- She's wearing a hat. (she is)

4. Rewrite each sentence by replacing two words with a contraction.

- How is your sister?
How's your sister?
- It has not rained since last week.
It hasn't rained since last week.
- Pip is not coming to my party.
Pip isn't coming to my party.

5. Draw lines to match the words with their contracted form.



Contractions Worksheet

Remember: an **apostrophe** is used to take the place of the missing letters in a contraction.
For example '**did not**' becomes '**didn't**'.

1. Draw lines to match the words with their contraction.

| | | |
|----------------|----------------|-----------------|
| you are | aren't | she will |
| she'll | we have | |
| we've | you're | are not |

2. Write the contraction for the words below.

- a) has not _____
- b) there is _____
- c) they are _____

3. Write the two words that make up the contraction.

- a) hadn't _____
- b) wouldn't _____
- c) you've _____

4. Circle the contractions that are written correctly.

| | | |
|----------------|----------------|---------------|
| mustn't | must'nt | you'll |
| yo'ull | they'd | the'yd |

5. Rewrite the sentences below by replacing two words with a contraction.

- a) If they go in the sea, they had better wear sunscreen. _____
- b) Nat does not want to go to his guitar lesson. _____
- c) Where is your television? _____

6. Write 3 sentences using the contractions for the words below.

- a) **he will** a) _____
- b) **they have** b) _____
- c) **could not** c) _____



Contractions Worksheet Answers

Remember: an **apostrophe** is used to take the place of the missing letters in a contraction.
For example '**did not**' becomes '**didn't**'.

1. Draw lines to match the words with their contraction.

| | | |
|---------|---------|----------|
| you are | aren't | she will |
| she'll | we have | |
| we've | you're | are not |

(Hand-drawn red lines connect 'you are' to 'you're', 'she will' to 'she'll', and 'we have' to 'we've'.)

2. Write the contraction for the words below.

a) has not hasn't

b) there is there's

c) they are they're

3. Write the two words that make up the contraction.

a) hadn't had not

b) wouldn't would not

c) you've you have

4. Circle the contractions that are written correctly.

mustn't must'nt you'll

yo'ull they'd the'yd

5. Rewrite the sentences below by replacing two words with a contraction.

a) If they go in the sea, they had better wear sunscreen. If they go in the sea, they'd better wear sunscreen.

b) Nat does not want to go to his guitar lesson. Nat doesn't want to go to his guitar lesson.

c) Where is your television? Where's your television?

6. Write 3 sentences using the contractions for the words below.

a) he will a) Sam said he'll visit later.

b) they have b) Do you think they've got enough blankets?

c) could not c) I feel I couldn't have worked harder.

Example answers –
any suitable answer
is acceptable.